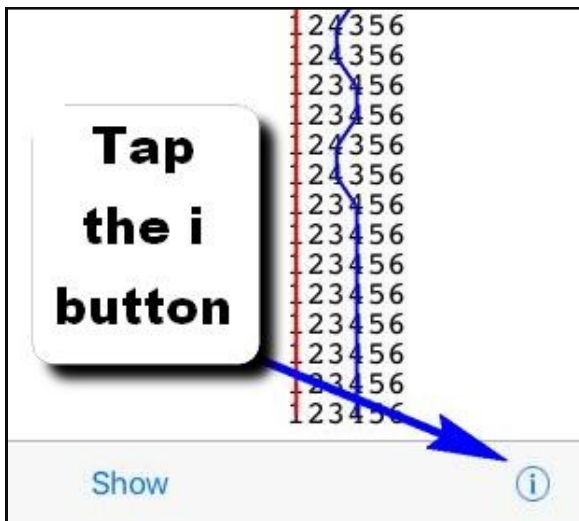


# Mobel—an App for the iPhone / iPad

Some exercises to try at home or whilst sitting out.



Follow the steps below to practice:

- Rounds on six
- Making places in 3, 4
- Dodging in 3, 4
- Ringing the tenor behind to Plain Bob Doubles
- Plain hunt on six

Done

Settings

Help

Stage

Minor >

Composition

Plain Course >

Method

Rounds >

Tower Bells

Hand Bells

Peal Time

2:18 >

Stop at Rounds

☐

Handstroke Gap

☒

Wait for Me

☒

Score blows

☐

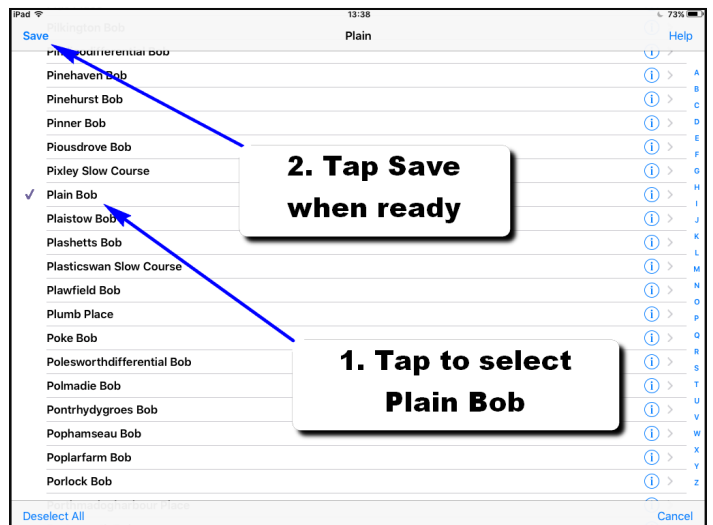
Score summary

☒

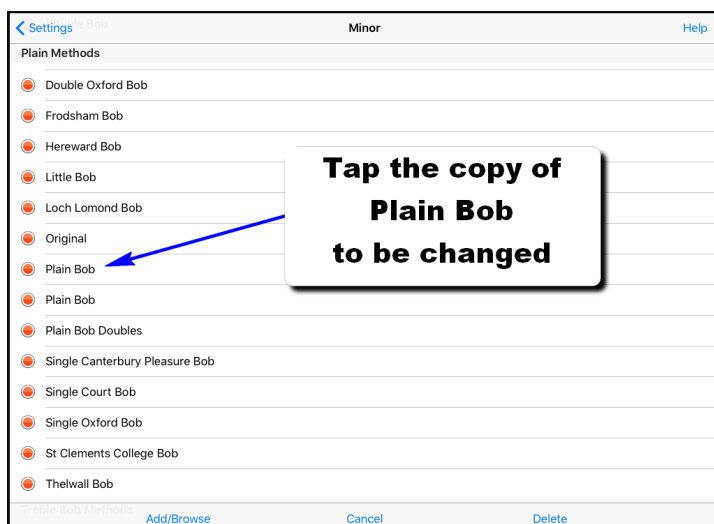
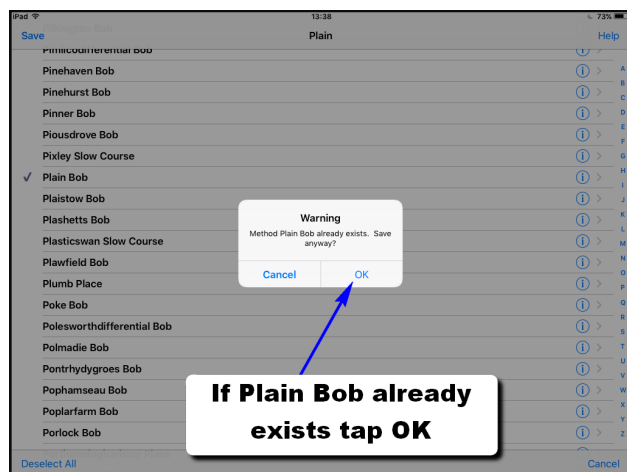
Orientation Lock

☐

- To ensure that the app rings more than one row turn off the “Stop at Rounds” setting by sliding the switch to the left.
- Tap the Stage setting and choose Plain Minor
- Tap the Method setting to work with the list of methods.



*Hint: tap the initial letter in the right hand column to speed up browsing through the list of methods.*



[Save](#)

Edit Method

[Help](#)

Method Name

Rounds

Plain Minor

Short Name

Rnd

Place Notation

123456

Bob

every

12

rows, starting at row

0

Single

every

12

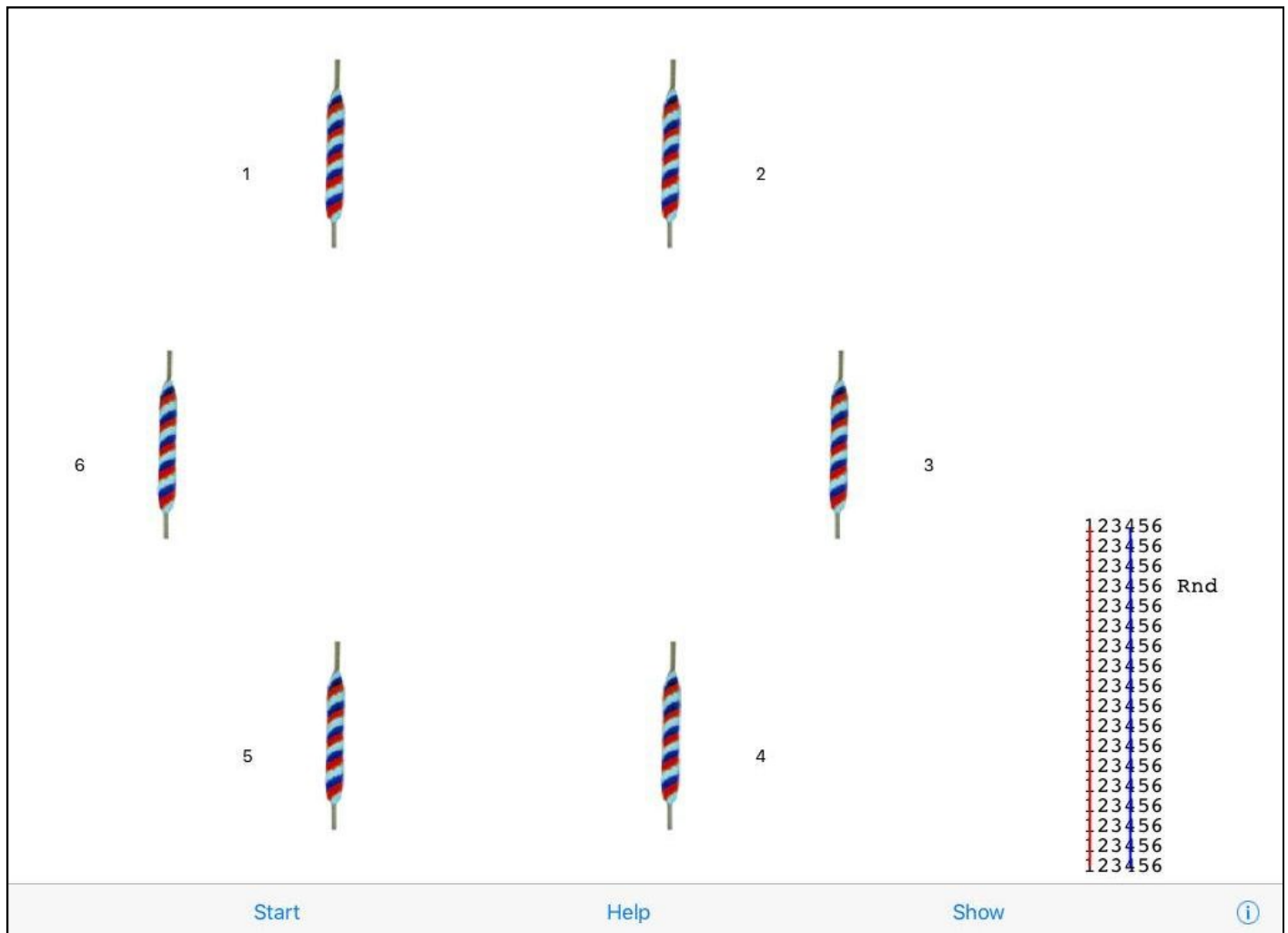
rows, starting at row

0

Leave Bob and  
Single blank

[Reset](#)[Cancel](#)

- Change the Method Name to: Rounds
- Change the Short Name to: Rnd
- Type in the Place Notation as: 123456
- Blank out the boxes for Bob and Single
- Tap Save when ready



- Tap the bell you would like to ring. It will move to the bottom right.
- Tap Start when ready.
- Judge when to tap your bell by listening and watching the movement of the ropes.
- Tap Stop to finish.

## Other Exercises

To set up the exercises that follow use the same steps as above.

Make a new copy of Plain Bob each time and then rename it accordingly.

When it comes to ringing the exercise ignore the fact that it will still say Go Plain Bob!

Save

Edit Method

Help

Method Name

Places34

Plain Minor

Short Name

Plc

Place Notation

1256.123456

Bob

every

12

rows, starting at row

0

Single

every

12

rows, starting at row

0

Reset

Cancel

Save

Edit Method

Help

Method Name

Dodging34

Plain Minor

Short Name

Dog

Place Notation

1256.1256

Bob

every

12

rows, starting at row

0

Single

every

12

rows, starting at row

0

Reset

Cancel

To practice covering to Plain Bob Doubles we need to pretend that we are adding a 6 bell method.  
The notation is: 56.16.56.16.56.16.56.16.56.1259

Save

Edit Method

Help

Method Name

Plain Bob Doubles

Plain Minor

Short Name

Pla

Place Notation

56.16.56.16.56.16.56.16.56.1256

Bob

1456

every

10

rows, starting at row

0

Single

every

10

rows, starting at row

0

Reset

Cancel

## Plain Hunt on Six or Original Minor

- Plain Hunt is also called Original.
- The place notation is very simple: x1
- For a Bob the notation is 14 every 2 rows

Save		Edit Method				Help	
Method Name	<input type="text" value="Original"/>					Plain Minor	
Short Name	<input type="text" value="Org"/>						
Place Notation	<input type="text" value="x1"/>						
Bob	<input type="text" value="14"/>	every	<input type="text" value="2"/>	rows, starting at row	<input type="text" value="0"/>		
Single	<input type="text"/>	every	<input type="text" value="0"/>	rows, starting at row	<input type="text" value="0"/>		
Reset		Cancel					

## More Information

Visit [abelsim.co.uk](http://abelsim.co.uk) and click on “Mobel News” for more help.